

The Municipal Waste Management Association

# 2009 *FALL SUMMIT*

October 28th-30th

## ORLANDO, FL





# Production -Performance Capacity - Experience

---



# Production -Performance Capacity - Experience





# Production -Performance Capacity - Experience

| <b>Hurricane Ike - State of Texas - Information</b> |                      |                    |
|---|----------------------|--------------------|
| <b>Contract Municipality</b>                        | <b>Cubic Yardage</b> | <b>Debris Type</b> |
| <b>City of Houston</b>                              | , , .                | Veg                |
|   | , , .                | C&D                |
| <b>City of Galveston</b>                            | , .                  | Veg ROW            |
|   | , , .                | C&D ROW            |
|   | , .                  | C&D ROE            |
| <b>Baytown</b>                                      | , .                  | Veg                |
|   | , .                  | C&D                |
| <b>Bellaire</b>                                     | , .                  | Debris             |
| <b>El Lago</b>                                      | , .                  | Debris             |
| <b>Humble</b>                                       | , .                  | Veg                |
|   | , .                  | C&D                |
| <b>Nassau Bay</b>                                   | , .                  | Veg                |
|   | , .                  | C&D                |
| <b>Neerland</b>                                     | , .                  | Debris             |
| <b>Piney Point</b>                                  | , .                  | Veg                |
|   | , .                  | C&D                |
| <b>Port Arthur</b>                                  | , .                  | Debris             |
|   | , .                  | Debris             |
| <b>Port Neches</b>                                  | , .                  | Veg                |
|   | , .                  | C&D                |
| <b>Taylor Lake Village</b>                          | , .                  | Debris             |



# Production - Performance Capacity - Experience

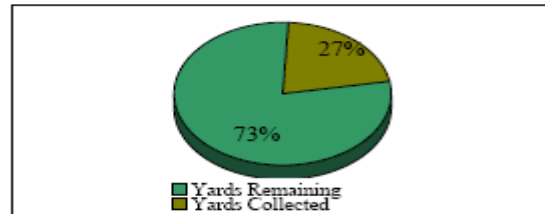
| Hurricane Ike - State of Texas - Information |               |  |
|--|---------------|--|
| Contract Municipality                        | Cubic Yardage | Debris Type                            |
| Trinity Bay                                  | , .           | Land Based Debris                      |
|  |               | Water Based Debris                     |
| Jefferson County                             | , .           | Veg                                    |
|  |               | C&D                                    |
| Jefferson County DD                          | , .           | Veg                                    |
|  |               | C&D                                    |
| Orange County TX DOT                         | , .           | Debris                                 |
| Bolivar Peninsula TX DOT                     | , .           |  |
| Harris County                                | , , .         | Debris                                 |
| TX GLO                                       | , .           | Remove and Haul Submerged Debris       |
| <b>Total Cubic Yardage State of Texas</b>    | , , .         |  |
| <b>Port of Galveston</b>                     |               | Vehicle and Vessel Removal (from land) |
|  |               | Vehicle and Vessels Removed            |
| <b>City of Houston</b>                       | , , .         | Veg                                    |
|  | , , .         | C&D                                    |
|  | , , .         | <b>Cubic Yards</b>                     |
| <b>City of Galveston</b>                     | , .           | Veg ROW                                |
|  | , , .         | C&D ROW                                |
|  | , .           | C&D ROE                                |
|  | , , .         | <b>Cubic Yards</b>                     |
| <b>TX GLO</b>                                | , .           | Remove and Haul Submerged Debris       |
|  |               | Includes C&D and White Goods           |
|  | , .           | <b>Cubic Yards</b>                     |
| <b>TX GLO - Vessels</b>                      |               | < feet                                 |
|  |               | feet to < feet                         |
|  |               | feet to < feet                         |
|  |               | <b>Vessels</b>                         |

## City of Houston, Texas

Hurricane Ike | FEMA-DR-1791



Yards Collected vs. Remaining



## Collection Statistics (by DMS)

Monday, September 29, 2008

|              | <u>Loads</u> | <u>Yards</u>   |
|--------------|--------------|----------------|
| BELLFORT     | 1335         | 47,714         |
| BLUE RIDGE   | 412          | 14,970         |
| HUMBLE       | 444          | 17,908         |
| UNIVERSITY   | 901          | 32,429         |
| MCCARTY TX   | 542          | 22,652         |
| HAWTHORN     | 982          | 38,423         |
| GREENSHADOWS | 217          | 6,576          |
| W PINES      | 588          | 21,039         |
| <b>Total</b> | <b>5,421</b> | <b>201,710</b> |

## Material Breakdown (CY)

Monday, September 29, 2008

|              |       |                |
|--------------|-------|----------------|
| Vegetative   | 99.5% | 200,702        |
| MIXED        | 0.5%  | 1,009          |
| <b>Total</b> |       | <b>201,710</b> |

## Collection Statistics (by DMS)

Cumulative - Project to Date

|              | <u>Loads</u>  | <u>Yards</u>     |
|--------------|---------------|------------------|
| BELLFORT     | 10,350        | 389,225          |
| BLUE RIDGE   | 3,426         | 130,859          |
| HUMBLE       | 2,834         | 112,830          |
| UNIVERSITY   | 5,070         | 180,938          |
| MCCARTY TX   | 3,811         | 159,691          |
| HAWTHORN     | 4,550         | 176,297          |
| GREENSHADOWS | 1,282         | 39,658           |
| W PINES      | 4,661         | 174,140          |
| <b>Total</b> | <b>35,985</b> | <b>1,363,639</b> |

## Material Breakdown (CY)

Cumulative - Project to Date

|              |       |                  |
|--------------|-------|------------------|
| Vegetative   | 98.3% | 1,340,321        |
| MIXED        | 1.4%  | 17,160           |
| C&D          | 0.3%  | 3,676            |
| <b>Total</b> |       | <b>1,363,639</b> |

## Summary Stats &amp; Estimates

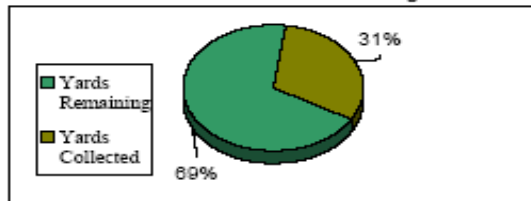
|   |           |
|---|-----------|
| Estimated CYD:                          | 5,000,000 |
| Total Cumulative CY Collected:          | 1,363,639 |
| Days Collected:                         | 13        |
| Est. CY Remaining:                      | 3,636,361 |
| Est. Days Remaining (at current level): | 18        |
| <u>Monday, September 29, 2008</u>       |           |
| Number of Zones Worked:                 | 16        |
| Number of Disposal Sites:               | 8         |
| Trucks in the Field:                    | 1,153     |
| Trucks Certified:                       | 160       |
| Total Cubic Yards Collected:            | 201,710   |
| Number of Loads Collected:              | 5,421     |
| Average Load (CY):                      | 36.93     |
| Maximum Day (CY):                       | 201,710   |
| Average Day (CY):                       | 104,895   |
| Minimum Day (CY):                       | 4,343     |
| Average Load Percentage:                | 85        |
| Collection Monitors:                    | 431       |
| Disposal Monitors:                      | 46        |

## City of Houston, Texas

Hurricane Ike | FEMA-DR-1791



Yards Collected vs. Remaining

Collection Statistics (by DMS)  
Tuesday, September 30, 2008

|              | <u>Loads</u> | <u>Yards</u>   |
|--------------|--------------|----------------|
| BELLFORT     | 1443         | 51,574         |
| BLUE RIDGE   | 412          | 14,970         |
| HUMBLE       | 402          | 16,214         |
| UNIVERSITY   | 841          | 30,269         |
| MCCARTY TX   | 599          | 25,034         |
| HAWTHORN     | 1124         | 43,979         |
| GREENSHADOWS | 0            | 0              |
| ELLINGTON    | 481          | 17,761         |
| W PINES      | 706          | 25,261         |
| <b>Total</b> | <b>6,008</b> | <b>225,063</b> |

Material Breakdown (CY)  
Tuesday, September 30, 2008

|              |       |                |
|--------------|-------|----------------|
| VEGETATIVE   | 99.4% | 223,712        |
| MIXED        | 0.4%  | 900            |
| <b>Total</b> |       | <b>225,063</b> |

Collection Statistics (by DMS)  
Cumulative - Project to Date

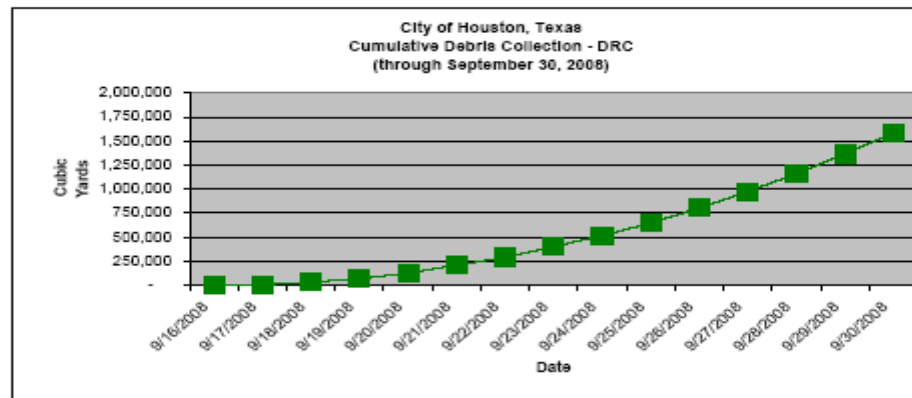
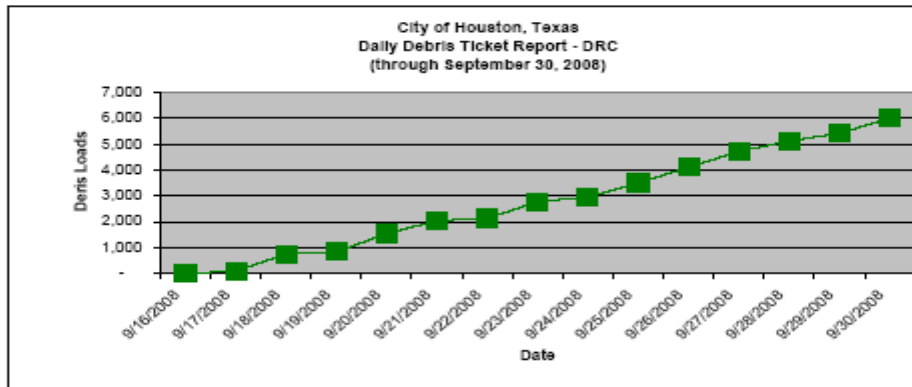
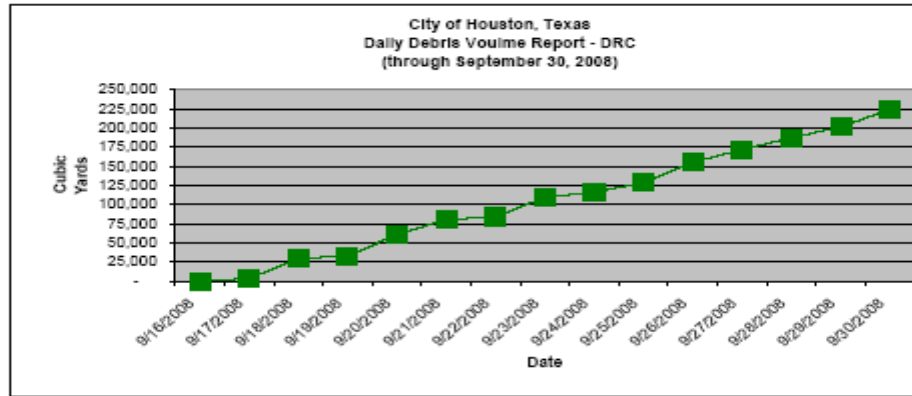
|              | <u>Loads</u>  | <u>Yards</u>     |
|--------------|---------------|------------------|
| BELLFORT     | 11,793        | 440,800          |
| BLUE RIDGE   | 3,838         | 145,829          |
| HUMBLE       | 3,236         | 129,044          |
| UNIVERSITY   | 5,911         | 211,208          |
| MCCARTY TX   | 4,410         | 184,725          |
| HAWTHORN     | 5,674         | 220,276          |
| GREENSHADOWS | 1,282         | 39,658           |
| ELLINGTON    | 481           | 17,761           |
| W PINES      | 5,367         | 199,401          |
| <b>Total</b> | <b>41,993</b> | <b>1,588,701</b> |

Material Breakdown (CY)  
Cumulative - Project to Date

|              |       |                  |
|--------------|-------|------------------|
| VEGETATIVE   | 98.3% | 1,561,535        |
| MIXED        | 1.4%  | 18,060           |
| C&D          | 0.3%  | 3,676            |
| <b>Total</b> |       | <b>1,588,701</b> |

## Summary Stats &amp; Estimates

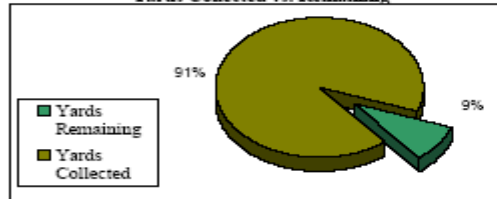
|   |           |
|---|-----------|
| Estimated CYD:                          | 5,000,000 |
| Total Cumulative CY Collected:          | 1,588,701 |
| Days Collected:                         | 14        |
| Est. CY Remaining:                      | 3,411,299 |
| Est. Days Remaining (at current level): | 15        |
| <b>Tuesday, September 30, 2008</b>      |           |
| Number of Zones Worked:                 | 16        |
| Number of Disposal Sites:               | 9         |
| Trucks and Loaders in the Field:        | 2,017     |
| Trucks Certified:                       | 129       |
| Total Cubic Yards Collected:            | 225,063   |
| Number of Loads Collected:              | 6,008     |
| Average Load (CY):                      | 36.54     |
| Maximum Day (CY):                       | 225,063   |
| Average Day (CY):                       | 113,479   |
| Minimum Day (CY):                       | 4,343     |
| Average Load Percentage:                | 84        |
| Collection Monitors:                    | 490       |
| Disposal Monitors:                      | 75        |



City of Houston, Texas  
Hurricane Ike | FEMA-DR-1791



Yards Collected vs. Remaining



DRC Collection Statistics (by DMS)  
Saturday, March 14, 2009

|              | Loads     | Yards        |
|--------------|-----------|--------------|
| BELLFORT     | 46        | 1,644        |
| BLUE RIDGE   | 0         | 0            |
| HUMBLE       | 0         | 0            |
| UNIVERSITY   | 0         | 0            |
| MCCARTY TX   | 0         | 0            |
| HAWTHORN     | 0         | 0            |
| GREENSHADOWS | 0         | 0            |
| ELLINGTON    | 0         | 0            |
| W PINES      | 0         | 0            |
| PAPER MILL   | 0         | 0            |
| LIVING EARTH | 0         | 0            |
| ATASCOCITA   | 0         | 0            |
| <b>Total</b> | <b>46</b> | <b>1,644</b> |

Material Breakdown (CY)  
Saturday, March 14, 2009

|              | Percentage | Yards        |
|--------------|------------|--------------|
| VEGETATIVE   | 100.0%     | 1,644        |
| C&D          | 0.0%       | 0            |
| MIXED        | 0.0%       | 0            |
| <b>Total</b> |            | <b>1,644</b> |

DRC Collection Statistics (by DMS)  
Cumulative - Project to Date

|              | Loads          | Yards            |
|--------------|----------------|------------------|
| BELLFORT     | 25,795         | 941,244          |
| BLUE RIDGE   | 16,079         | 590,612          |
| HUMBLE       | 7,833          | 314,457          |
| UNIVERSITY   | 19,285         | 692,564          |
| MCCARTY TX   | 17,125         | 716,117          |
| HAWTHORN     | 12,589         | 490,840          |
| GREENSHADOWS | 4,134          | 126,079          |
| ELLINGTON    | 4,157          | 153,499          |
| W PINES      | 25,998         | 937,588          |
| PAPER MILL   | 4,877          | 148,039          |
| LIVING EARTH | 18             | 545              |
| ATASCOCITA   | 253            | 9,342            |
| <b>Total</b> | <b>138,144</b> | <b>5,120,928</b> |

DRC Material Breakdown (CY)  
Cumulative - Project to Date

|              | Percentage | Yards            |
|--------------|------------|------------------|
| VEGETATIVE   | 75.04%     | 3,842,744        |
| C&D          | 24.96%     | 1,278,184        |
| <b>Total</b> |            | <b>5,120,928</b> |

Summary Stats & Estimates

|   |           |
|---|-----------|
| Estimated CYD:                          | 5,600,000 |
| Total Cumulative CY Collected:          | 5,120,928 |
| Days Collected:                         | 175       |
| Est. CY Remaining:                      | 479,072   |
| Est. Days Remaining (at current level): | 291       |

Saturday, March 14, 2009

|                                  |       |
|----------------------------------|-------|
| Number of Zones Worked:          | 14    |
| Number of Disposal Sites:        | 1     |
| Trucks and Loaders in the Field: | 90    |
| Trucks Certified:                | 0     |
| Total Cubic Yards Collected:     | 1,644 |
| Number of Loads Collected:       | 46    |

|                          |         |
|--------------------------|---------|
| Average Load (CY):       | 35.74   |
| DRC Maximum Day (CY):    | 227,159 |
| DRC Average Day (CY):    | 136,886 |
| DRC Minimum Day (CY):    | 4,343   |
| Average Load Percentage: | 85      |
| Collection Monitors:     | 63      |
| Disposal Monitors:       | 13      |



**PREPARE • RESPOND • RECOVER**